

OPENSTACK

TOKYO SUMMIT

DIRECTIONS FROM NARITA AIRPORT TO THE SUMMIT VENUE

1) NARITA AIRPORT → SHINAGAWA STATION

Take the **NARITA EXPRESS (N'EX)** high speed train direct to **SHINAGAWA STATION**

One-way ticket: 3,190 yen / \$26* USD

Duration: between 1 – 1.5 hours

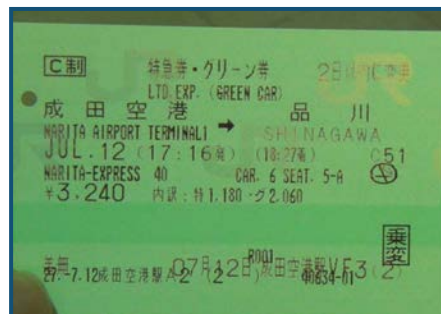
*price will vary dependent on exchange rate



STEP BY STEP



Purchase from the red colored NARITA EXPRESS ticket counter.



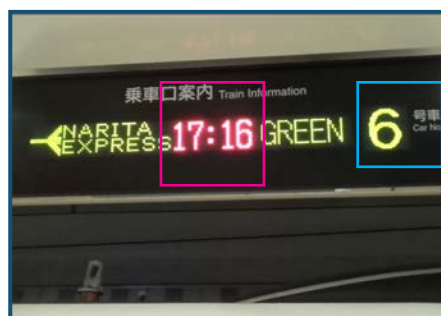
Ticket will have time of train, car and seat number (assigned seating)



With ticket in hand, go through station entrance. Note you want JR LINE.



Follow signs for platform with NARITA EXPRESS.



Once on platform, stand at sign with your **CAR NUMBER** and **TRAIN TIME**




Train will be red and white. Do not get on a train that does not say NARITA EXPRESS (towards "Ofuna" end point). Other trains may use the same tracks. SHINAGAWA STATION is the station after Tokyo Station.

2) SHINAGAWA STATION → SUMMIT VENUE (GRAND PRINCE HOTEL NEW TAKANAWA)

--
Duration: Average 10 minute walk from **SHINAGAWA STATION** to **GRAND PRINCE HOTEL NEW TAKANAWA**
--

Arrive at **SHINAGAWA STATION**

Follow the signs to the **TAKANAWA EXIT (WEST EXIT)**



Exit the station heading down the stairs/
escalator underneath the yellow sign
TAKANAWA EXIT (WEST EXIT)



When you exit SHINAGAWA STATION you will see
the GOOS BUILDING directly across the street.




Cross the busy main street either using the PEDESTRIAN BRIDGE or the CROSS WALK. From there walk
straight up the street passing the LEFT side of the GOOS BUILDING.



You will see signs for the Grand Prince Hotel New Takanawa, the Summit venue. (You will also see signs for Edelweiss Restaurant. This restaurant is inside the hotel.)



Walk through these doors and go upstairs to the lobby of the GRAND PRINCE HOTEL NEW TAKANAWA.
You have arrived at the OpenStack Summit venue!



See next page for more info →



On **MONDAY, OCTOBER 26**, from 10:00am – 6:00pm (10:00 - 18:00), there will be an **OpenStack Summit Staff Member** located in each of the hotel lobbies shown below to help answer your questions. Look for the bright yellow vests! At check-in, please be sure to pick up an **OPENSTACK CHECK-IN HANDOUT**.

OPENSTACK

TOKYO SUMMIT CAMPUS OVERVIEW

★ Main Entrance

..... Walking Path between #1 - #2 - #3 and #4 - #5

#3 International Convention Center PAMIR
 1F - Registration, Breakout Sessions, Information, Coat Check
 2F - Breakout Sessions
 3F - Keynotes & Lunch

