

# OPENSTACK

## TOKYO SUMMIT

### DIRECTIONS FROM HANEDA AIRPORT TO THE SUMMIT VENUE

#### 1) HANEDA AIRPORT → SHINAGAWA STATION

Take the **KEIKYU LINE** to **SHINAGAWA STATION**

One-way ticket: 410 yen / \$3.32\* USD

Duration: 12 minutes


*\*price will vary dependent on exchange rate*



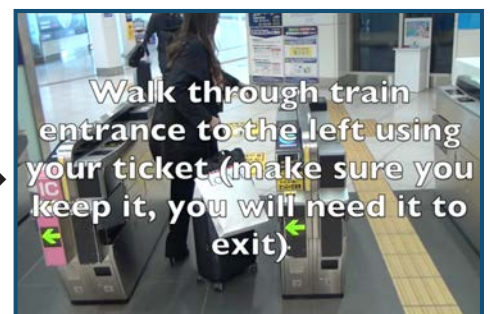
#### STEP BY STEP



From the terminal look for signs for the KEIKYU LINE



Purchase a ticket for the LTD. EXPRESS TO SHINAGAWA from the payment kiosks (cash only) near the KEIKYU LINE information desk. Choose the ¥410 fare.




Wait at platform. Please note there are two trains that leave from the same platform. Take only the LTD. EXPRESS TO SHINAGAWA (towards "Imba Nihon-Idai" end point).

## 2) SHINAGAWA STATION → SUMMIT VENUE (GRAND PRINCE HOTEL NEW TAKANAWA)

Duration: Average 10 minute walk from SHINAGAWA STATION to GRAND PRINCE HOTEL NEW TAKANAWA

Arrive at SHINAGAWA STATION

Follow the **YELLOW** signs to exit



Exit train at SHINAGAWA STATION and follow yellow signs to exit.



Do not use the exit for JR line, instead continue to the Keikyu exit to the left.




When you exit SHINAGAWA STATION you will see the GOOS BUILDING directly across the street.




Cross the busy main street either using the PEDESTRIAN BRIDGE or the CROSS WALK. From there walk straight up the street passing the LEFT side of the GOOS BUILDING.



You will see signs for the Grand Prince Hotel New Takanawa, the Summit venue. (You will also see signs for Edelweiss Restaurant. This restaurant is inside the hotel.)



Walk through these doors and go upstairs to the lobby of the GRAND PRINCE HOTEL NEW TAKANAWA. **You have arrived at the OpenStack Summit venue!**



See next page for more info →



On **MONDAY, OCTOBER 26**, from 10:00am – 6:00pm (10:00 - 18:00), there will be an **OpenStack Summit Staff Member** located in each of the hotel lobbies shown below to help answer your questions. Look for the bright yellow vests! At check-in, please be sure to pick up an **OPENSTACK CHECK-IN HANDOUT**.

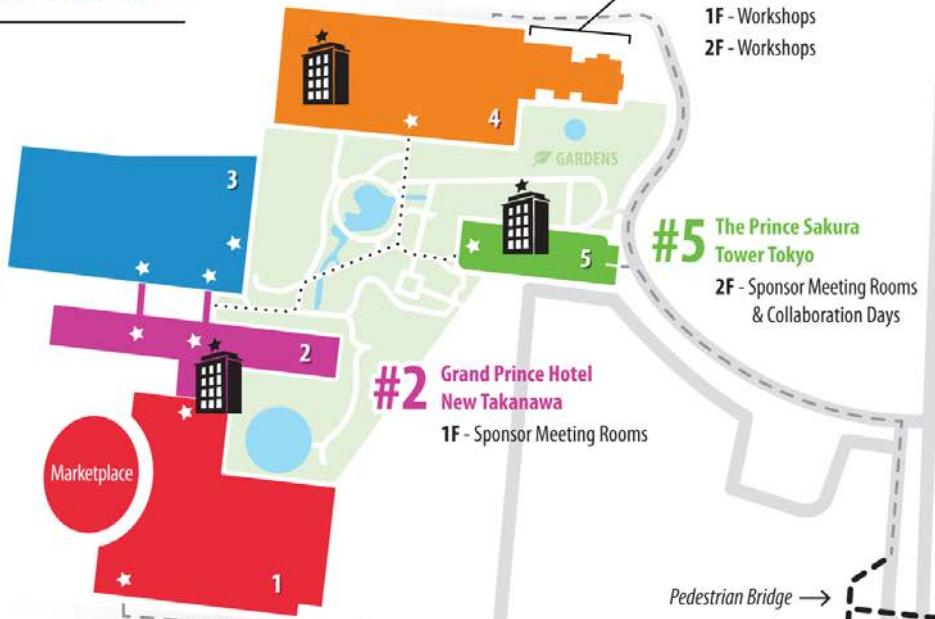
# OPENSTACK

## TOKYO SUMMIT CAMPUS OVERVIEW

★ Main Entrance

..... Walking Path between #1 - #2 - #3 and #4 - #5

**#3 International Convention Center PAMIR**  
 1F - Registration, Breakout Sessions, Information, Coat Check  
 2F - Breakout Sessions  
 3F - Keynotes & Lunch



**#1 Grand Prince Hotel New Takanawa**  
 B1F - Marketplace  
 3F - Sponsored Breakout Sessions

**#2 Grand Prince Hotel New Takanawa**  
 1F - Sponsor Meeting Rooms

**#4 Grand Prince Hotel Takanawa**  
 Design Summit  
 B1F - Sessions  
 2F - Sessions

**#4 Kihinkan (former royal residence)**  
 Design Summit  
 1F - Workshops  
 2F - Workshops

**#5 The Prince Sakura Tower Tokyo**  
 2F - Sponsor Meeting Rooms & Collaboration Days

 **Shinagawa Prince Hotel**

  
 ← Takanawa Exit (West)  
**SHINAGAWA STATION**